


Car Launcher

Name(s): _____



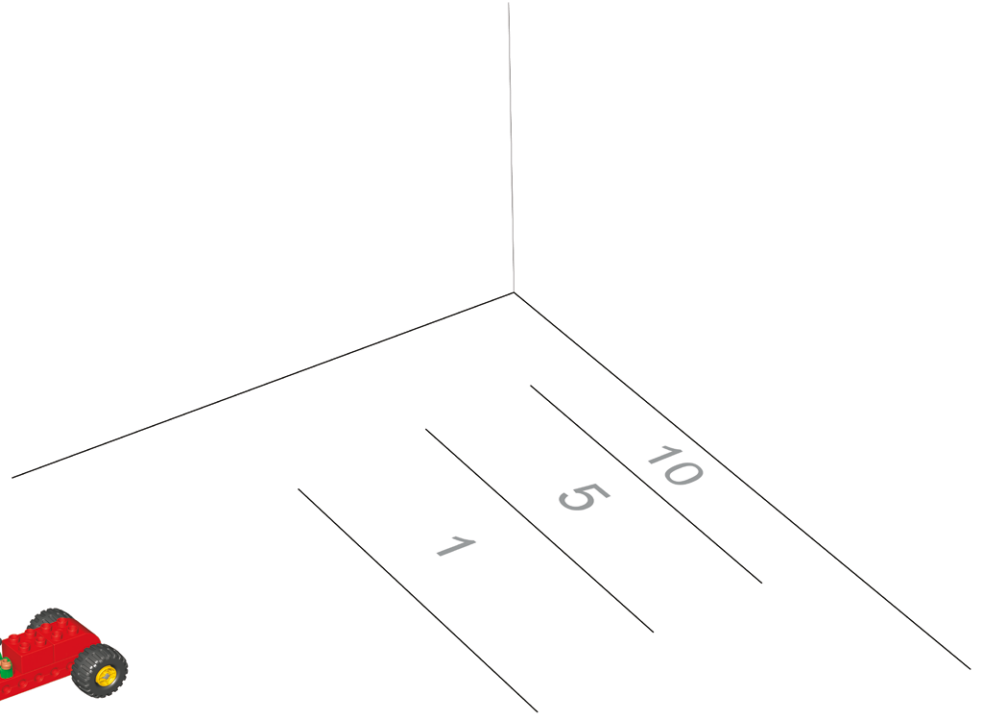
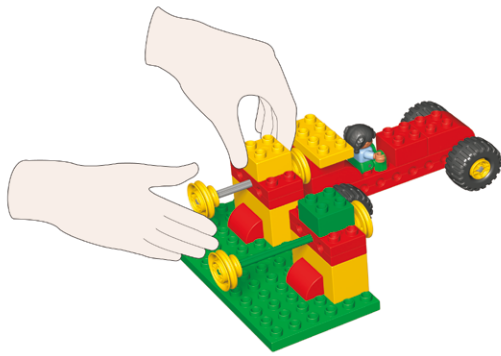
Far or further?

	My Prediction	What I Discovered
<p>A</p> <p>Diagram A shows a hand launching the LEGO car from a low ramp. The ramp is a single layer of white blocks, and the car is positioned at the top edge.</p>		
<p>B</p> <p>Diagram B shows a hand launching the LEGO car from a high ramp. The ramp is built with multiple layers of white blocks, and the car is positioned at the top edge.</p>		

Further

Far

How close?



	My Score
1	
2	
3	
TOTAL	